



# Seasonic 12VHPWR Cable



## SPECIAL FEATURES

- ❖ 12VHPWR connector (GPU side) to 2x 8-pin PCIe connectors (PSU side)
- ❖ Maximum 600 W rated power
- ❖ 16 AWG (American Wire Gauge) size
- ❖ HCS (High-Current System) terminals with 94V-0 plastic material for 8-pin housing
- ❖ Power supply requirement 650 W and above\*
- ❖ Designed for a lifetime of 30 mating cycles, a normal standard for connectors
- ❖ Compatible series (650 W and higher):  
Seasonic PRIME | FOCUS GX & PX | FOCUS Plus Gold & Platinum | Platinum, XP2 & XP3 | X-Series, KM3 & XM2
- ❖ Not Compatible series:  
Any power supplies rated under 650 W | FOCUS Gold & FOCUS GM - These power supplies have only 1x PCIe connector available and therefore cannot work with the Seasonic 12VHPWR 600 W cable

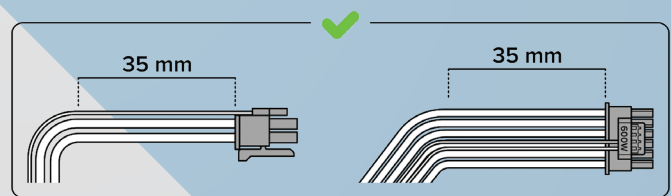
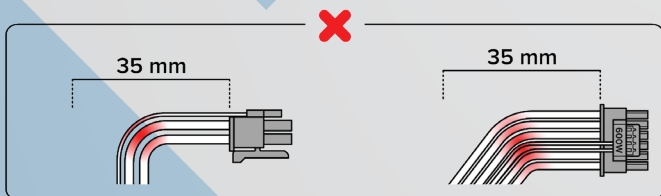
## SPECIFICATIONS

<b>Connectors</b>	2x 8-pin to 1x 12VHPWR - High Current Terminal connectors
<b>Gauge</b>	16AWG
<b>Length</b>	750mm
<b>Warranty</b>	2 Years
<b>Color</b>	Black and white (only available in the EU and China)

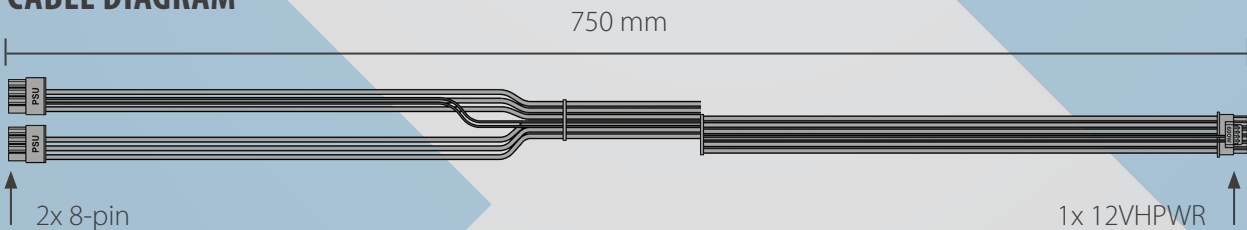


## RECOMMENDATION on how to use our 12VHPWR cable

- ❖ **BOTH** 8-pin connectors must be plugged in at all times to your power supply.
- ❖ All connectors must be **INSERTED, CLICK-LOCKED** and **SEATED** properly.
- ❖ **DO NOT** bend the cable in any direction once it is plugged into place.
- ❖ **DO NOT** bend or apply force to the cable too close to the connector.



## CABLE DIAGRAM



\*Please follow the recommendations of your VGA card manufacturer on the power requirement. Specifications may change without prior notice



Headquarters sales@seasonic.com  
USA ssa.sales@seasonic.com  
Europe sse.sales@seasonic.com

www.seasonic.com

Based on current market information, user feedback, and from and results of our own testing, we have identified the reason why some end users experienced the melting of their 12VHPWR connectors. The most common cause of excessive heat generation happened due to improper connector attachment. Inadequate contact between the 12VHPWR connector and the VGA power socket can lead to higher electrical resistance which leads to excessive heat generation that can melt the plastic parts.

There are two recent videos on this topic made by Aris of HardwareBusters, who is one of the leading technical power supply testers of today:

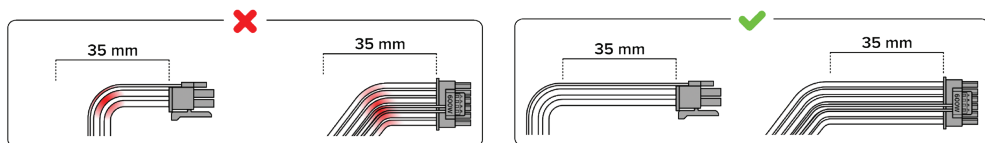
- <https://youtu.be/jNreBLVP6NU>
- <https://youtu.be/jNreBLVP6NU>

## SEASONIC SAFETY

For our own Seasonic 12VHPWR cable, we use high current terminal connectors and 16AWG wires to ensure safe operational usage. At the same time, we strongly recommend keeping to the following recommendations for the proper use of our cables:

- BOTH 8-pin connectors must be plugged in at all times to your power supply.
- All connectors must be INSERTED, CLICK-LOCKED and SEATED properly.
- DO NOT bend the cable in any direction once it is plugged into place.
- DO NOT bend or apply force to the cable too close to the connector.

## BENDING THE 12VHPWR CABLES



We do understand that there may be a need to bend the cables in order to fit them into the case. If this necessity arises then this must be done following below recommendations:

1. Disconnect the 12VHPWR cable from the power supply and the VGA card.
2. Carefully use a gentle heat source (such as a hair dryer) to carefully heat the area of the cable where you wish to make the bend.
3. Carefully insert the connectors into the power supply and the VGA.
4. Make sure the connectors are properly seated and the latch on the connectors is engaged and locked into place with a click.
5. It is very important that after the connectors are properly in place, not to bend the cables or exert any unnecessary force on the connectors anymore, either at the power supply or at the VGA end.

If you have further questions, please do not hesitate to contact us at [support@seasonic.com](mailto:support@seasonic.com)